

## Application

The EFJ-437 extruded aluminum louver is designed for intake and exhaust application where protection against water infiltration is not critical. The EFJ-437 is well suited for special shape applications and is available with hidden mullions for a continuous blade appearance of multiple section assemblies. The EFJ-437 is available in a wide array of anodized and painted finishes including custom color matching.

## Standard Construction

- Material:** Mill finish 6063-T5 extruded aluminum.
- Frame:** 4" deep × 0.081" thick (102 × 2) channel.
- Blades:** 37½° × 0.081" (2) thick J-style.
- Screen:** ½" × 0.063" (12.7 × 1.6) expanded and flattened aluminum.
- Mullion:** Visible.
- Minimum Size:** 4.5" × 8" (114 × 203)
- Maximum Size:** Single section: 60" × 120" (1524 × 3048)  
 120" × 60" (3048 × 1524)  
 Multiple section: Unlimited

## Options

- Factory finish:
  - High Performance Fluoropolymer - 100% resin Newlar®/ 70% resin Kynar®
  - Baked Enamel
  - Clear or Color Anodized, Class 1
  - Prime Coat
- Hidden vertical mullion for continuous blade appearance.
- Flange frame:
  - 1½" (38) flange frame
  - Custom-size flange
  - Stucco flange
  - Glazing frame
- Heavy duty 0.125" (3) construction.
- Welded construction.
- Alternate bird or insect screens.
- Insulated or non-insulated blank-off panels.
- Filter racks.
- Hinged frame.
- Head and/or sill flashing.
- Installation hardware:
  - Clip angles
  - Continous angles
- Burglar bars:
  - Shipped loose
  - Shipped mounted
- Frame closure.
- Florida Building Code Construction.  
 (Refer to FBC Installation Instructions for additional requirements)



### Certified Ratings:

All-Lite certifies that the model EFJ-437 shown herein is licensed to bear the AMCA seal. The ratings shown are based on test and procedures performed in accordance with AMCA Publication 511 and comply with the requirements of the AMCA Certified Ratings Program. The AMCA Certified Ratings seal applies to air performance and water penetration ratings.

\*Optional - Requires Florida Building Code Construction

Information is subject to change without notice or obligation.

## Ratings

**Free Area:** [48" × 48" (1219 × 1219) unit]: 8.9 ft<sup>2</sup> (0.82 m<sup>2</sup>)  
 55.5%

### Performance @ Beginning Point of Water Penetration

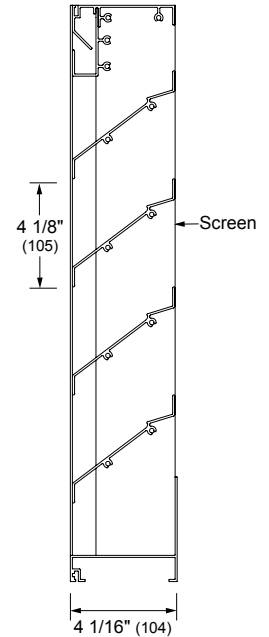
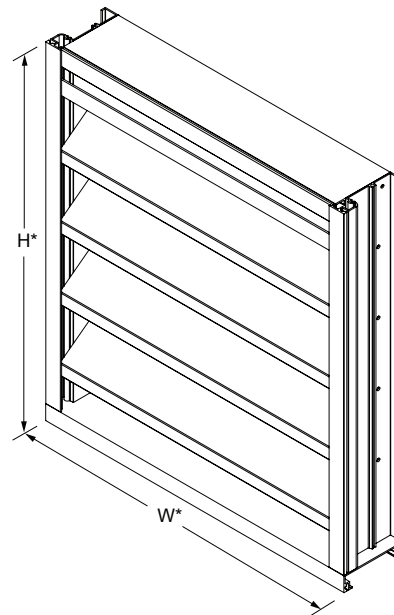
**Free Area Velocity:** 772 fpm (3.92 m/s)  
**Air Volume Delivered:** 6,853 cfm (3.23 m<sup>3</sup>/s)  
**Pressure Loss:** 0.09 in.wg. (23 Pa)

**Velocity @ 0.15 in.wg. Pressure Loss:** 991 fpm (5.03 m/s)

\*Florida Building Code Approval (2010-FBC): No. FL13619.7

**Design Load:** up to 187 psf - refer to FBC Installation Instructions for size and design load rating.

**Std. Design Load:** 30 psf

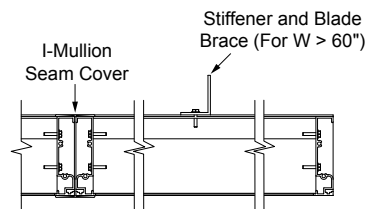


### Model EFJ-437 (standard)

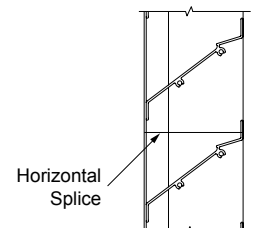
\*Louver dimensions furnished approximately 1/2" (13) undersize.

### Vertical Section

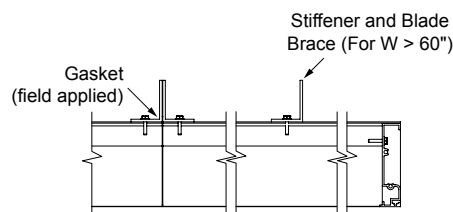
†Screen adds approximately 3/16" (5) to louver depth.



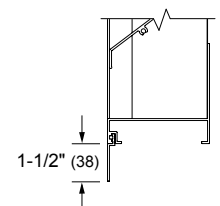
**Visible Vertical Mullion**  
 (standard)



**Horizontal Mullion**  
 (standard)



**Hidden Vertical Mullion**  
 (optional)



**Flange Frame**  
 (optional)

**NOTE:** Dimensions in parentheses ( ) are millimeters.

# Performance Data

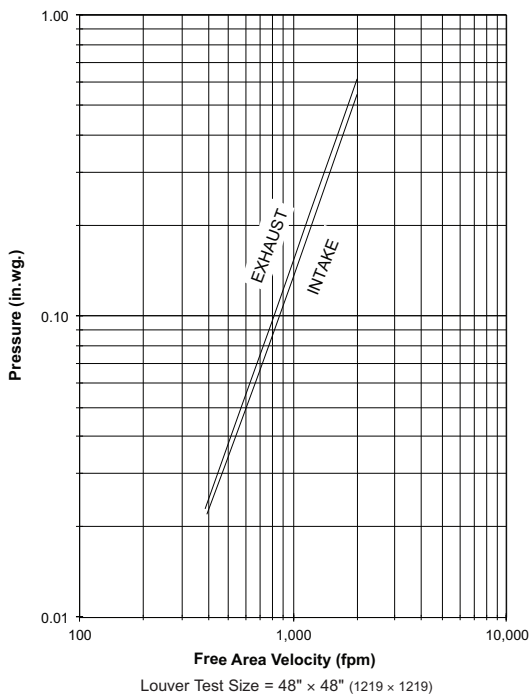
## Free Area (ft<sup>2</sup>)

		Width (Inches)																		
		12	18	24	30	36	42	48	54	60	66	72	78	84	90	96	102	108	114	120
Height (Inches)	12	0.32	0.52	0.71	0.91	1.10	1.29	1.49	1.68	1.88	2.07	2.27	2.46	2.65	2.85	3.04	3.24	3.43	3.63	3.82
	18	0.64	1.02	1.40	1.79	2.17	2.55	2.93	3.32	3.70	4.08	4.46	4.85	5.23	5.61	5.99	6.38	6.76	7.14	7.52
	24	1.01	1.62	2.22	2.83	3.44	4.04	4.65	5.26	5.86	6.47	7.08	7.68	8.29	8.90	9.50	10.11	10.72	11.32	11.93
	30	1.17	1.87	2.57	3.27	3.97	4.67	5.37	6.07	6.77	7.47	8.17	8.87	9.57	10.27	10.97	11.67	12.37	13.07	13.77
	36	1.57	2.50	3.44	4.38	5.32	6.26	7.20	8.14	9.08	10.02	10.96	11.90	12.84	13.77	14.71	15.65	16.59	17.53	18.47
	42	1.70	2.71	3.73	4.75	5.76	6.78	7.80	8.82	9.83	10.85	11.87	12.88	13.90	14.92	15.94	16.95	17.97	18.99	20.01
	48	1.93	3.10	4.26	5.42	6.58	7.74	8.90	10.06	11.22	12.38	13.54	14.70	15.87	17.03	18.19	19.35	20.51	21.67	22.83
	54	2.22	3.56	4.89	6.23	7.56	8.89	10.23	11.56	12.90	14.23	15.57	16.90	18.23	19.57	20.90	22.24	23.57	24.91	26.24
	60	2.49	3.98	5.48	6.97	8.46	9.96	11.45	12.94	14.44	15.93	17.42	18.92	20.41	21.91	23.40	24.89	26.39	27.88	29.37
	66	2.75	4.40	6.05	7.71	9.36	11.01	12.66	14.31	15.96	17.61	19.26	20.92	22.57	24.22	25.87	27.52	29.17	30.82	32.47
	72	3.04	4.87	6.70	8.52	10.35	12.17	14.00	15.83	17.65	19.48	21.31	23.13	24.96	26.78	28.61	30.44	32.26	34.09	35.91
	78	3.28	5.25	7.22	9.18	11.15	13.12	15.09	17.06	19.03	20.99	22.96	24.93	26.90	28.87	30.84	32.80	34.77	36.74	38.71
84	3.59	5.75	7.91	10.06	12.22	14.38	16.53	18.69	20.85	23.00	25.16	27.32	29.47	31.63	33.79	35.94	38.10	40.26	42.41	
90	3.97	6.35	8.73	11.11	13.49	15.87	18.25	20.63	23.01	25.39	27.77	30.15	32.53	34.91	37.30	39.68	42.06	44.44	46.82	
96	4.12	6.60	9.07	11.55	14.02	16.49	18.97	21.44	23.92	26.39	28.87	31.34	33.81	36.29	38.76	41.24	43.71	46.19	48.66	
102	4.52	7.24	9.95	12.66	15.37	18.09	20.80	23.51	26.23	28.94	31.65	34.37	37.08	39.79	42.51	45.22	47.93	50.65	53.36	
108	4.65	7.44	10.23	13.03	15.82	18.61	21.40	24.19	26.98	29.77	32.56	35.36	38.15	40.94	43.73	46.52	49.31	52.10	54.89	
114	4.89	7.83	10.76	13.70	16.63	19.57	22.50	25.44	28.37	31.31	34.24	37.18	40.11	43.05	45.98	48.92	51.85	54.79	57.72	
120	5.18	8.29	11.40	14.50	17.61	20.72	23.83	26.94	30.05	33.15	36.26	39.37	42.48	45.59	48.70	51.80	54.91	58.02	61.13	



**Certified Ratings:**  
All-Lite certifies that the model EFJ-437 shown herein is licensed to bear the AMCA seal. The ratings shown are based on test and procedures performed in accordance with AMCA Publication 511 and comply with the requirements of the AMCA Certified Ratings Program. The AMCA Certified Ratings seal applies to air performance and water penetration ratings.

## Pressure Loss



Pressure loss tested in accordance with Figure 5.5 of AMCA Standard 500-L.

## Selection Criteria

Follow the steps listed below to calculate the louver size needed to satisfy the required air volume while minimizing the adverse effects of water penetration and pressure loss.

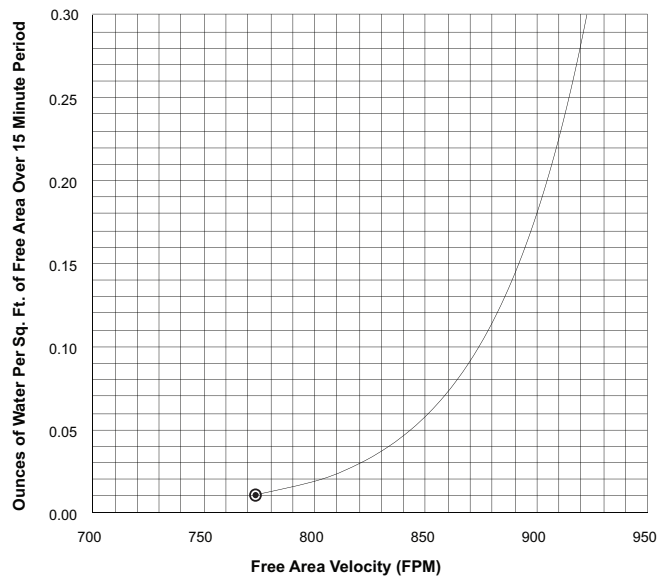
- Determine the Free Area Velocity (FAV) at the maximum allowable pressure loss using the *Pressure Loss* chart to the left. While job conditions vary, typically, the maximum allowable pressure loss should not exceed 0.15 in.wg., and the FAV for 0.15 in.wg. pressure loss is listed on the front page of this sheet.
- Intake Applications** If the FAV at the Beginning Point of Water Penetration (shown below) is less than the FAV from step 1, then use the FAV at the Beginning Point of Water Penetration in step 3, otherwise use the FAV from step 1.
- Exhaust Applications** Use the FAV from step 1 in step 3.
- Calculate the total louver square footage required using the following equation.

$$\frac{\text{Required Air Volume}}{\text{cfm}} \div \frac{\text{FAV}}{\text{fpm}} = \frac{\text{Required Louver (Free-Area) Size in ft}^2}{\text{ft}^2}$$

- Using the *Free Area* chart above, select a louver width and height that yields a free area ft<sup>2</sup> greater than or equal to the required louver size calculated in step 3.

## Water Penetration

Beginning Point of Water Penetration = 772 fpm



## Water Penetration

AMCA defines the beginning point of water penetration as the free area velocity at the intersection of a simple linear regression of test data and the line of 0.01 ounces of water per square foot of free area and is measured through a 48" x 48" louver during a 15 minute period. The AMCA water penetration test provides a method for comparing louver models and designs as to their efficiency in resisting the penetration of rainfall under specific lab conditions. All-Lite recommends that intake louvers are selected with a reasonable margin of safety below the beginning point of water penetration in order to avoid unwanted penetration during severe storm conditions.